

641550-1 ✓ ACTIVE

SL-156

TE Internal #: 641550-1

Connector Contact, Socket, Wire-to-Board / Wire-to-Wire, 30 – 24

AWG Wire Size, .05 – .2 mm² Wire Size, Tin, Reel, Wire & Cable, 6.5

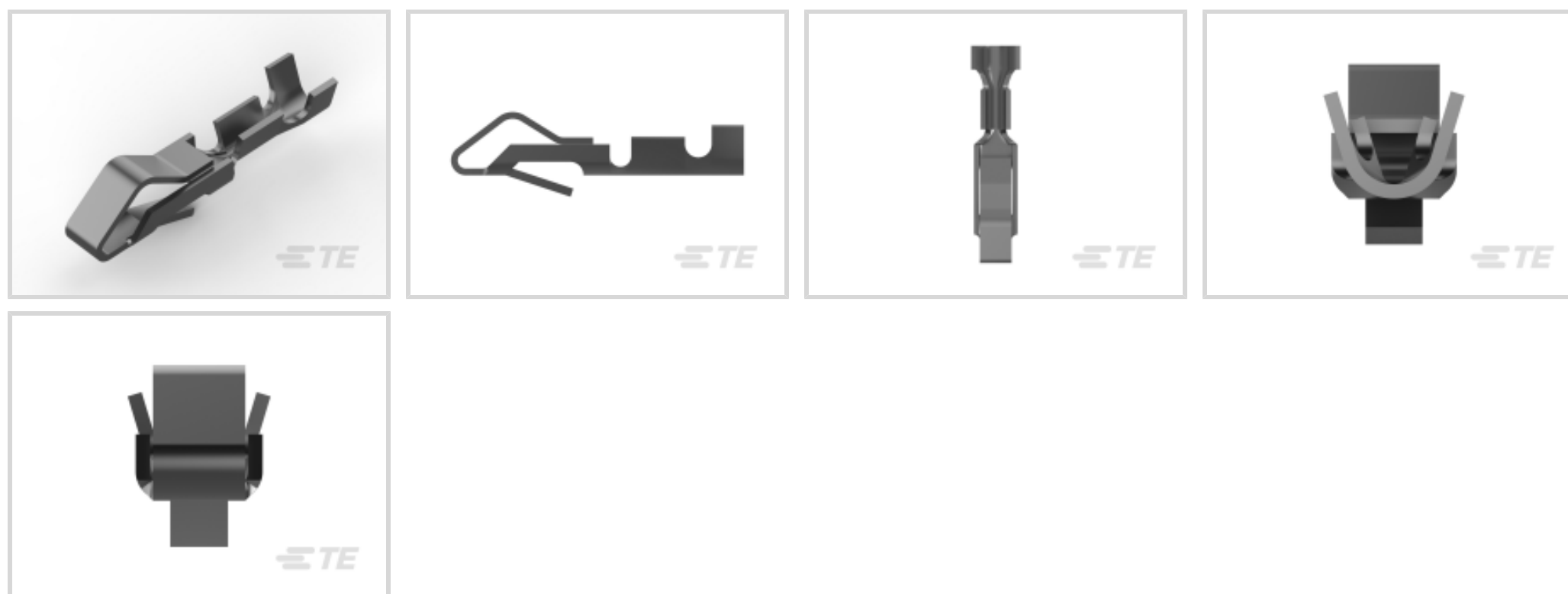
A, Signal, SL-156

[View on TE.com >](#)



[Connectors >](#) [PCB Connectors >](#) [Wire-to-Board Connectors >](#) [Wire-to-Board Connector Contacts >](#)

Wire-to-Board Connector Contacts: socket, wire size 30-16 AWG, SL 156



Contact Type: **Socket**

Connector System: **Wire-to-Board, Wire-to-Wire**

Wire Size: **.05 – .2 mm²**

Contact Mating Area Plating Material: **Tin**

[All Wire-to-Board Connector Contacts: socket, wire size 30-16 AWG, SL 156 \(24\)](#)

Features

Product Type Features

Applied Pressure	Low
Connector System	Wire-to-Board, Wire-to-Wire
Sealable	No
Connector & Contact Terminates To	Wire & Cable

Configuration Features

Compatible With Wire & Cable Type	Discrete Wire
-----------------------------------	---------------

Electrical Characteristics

Operating Voltage	250 VAC
-------------------	---------

Contact Features

Mating Square Post Dimension	1.14 mm[.045 in]
Contact Retention Within Housing	With
Wire Contact Termination Area Plating Thickness	.33 μm



Wire Contact Termination Area Plating Material	Tin
Contact Mating Area Plating Material Thickness	3.302 μm[130 μin]
Contact Base Material	Brass
Contact Type	Socket
Contact Mating Area Plating Material	Tin
Contact Current Rating (Max)	6.5 A

Termination Features

Termination Method to Wire & Cable	Crimp
------------------------------------	-------

Mechanical Attachment

Contact Retention Type Within Housing	Locking Lance
Connector Mounting Type	Cable Mount (Free-Hanging)

Dimensions

Accepts Wire Insulation Diameter Range	1.02 – 1.45 mm[.04 – .057 in]
Wire Size	.05 – .2 mm ²

Usage Conditions

Operating Temperature Range	-55 – 105 °C[-67 – 221 °F]
-----------------------------	----------------------------

Operation/Application

Circuit Application	Signal
---------------------	--------

Packaging Features

Packaging Quantity	7000
Packaging Method	Reel

Product Compliance

For compliance documentation, visit the product page on [TE.com](https://www.te.com)>

EU RoHS Directive 2011/65/EU	Compliant
EU ELV Directive 2000/53/EC	Compliant
China RoHS 2 Directive MIIT Order No 32, 2016	No Restricted Materials Above Threshold
EU REACH Regulation (EC) No. 1907/2006	Current ECHA Candidate List: JUNE 2022 (224) Candidate List Declared Against: JUNE 2022 (224) Does not contain REACH SVHC
Halogen Content	Low Halogen - Br, Cl, F, I < 900 ppm per homogenous material. Also BFR/CFR/PVC

Free

Solder Process Capability

Not applicable for solder process capability


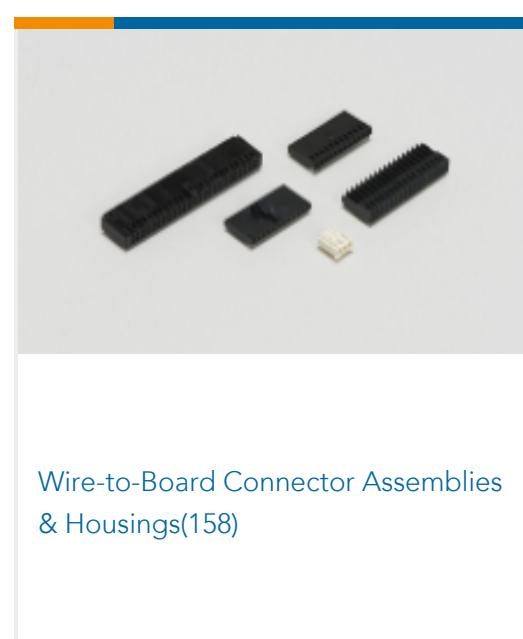




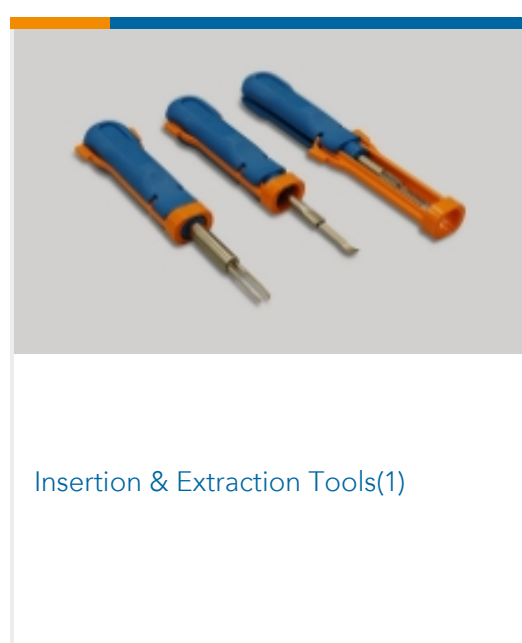
Product Compliance Disclaimer

This information is provided based on reasonable inquiry of our suppliers and represents our current actual knowledge based on the information they provided. This information is subject to change. The part numbers that TE has identified as EU RoHS compliant have a maximum concentration of 0.1% by weight in homogenous materials for lead, hexavalent chromium, mercury, PBB, PBDE, DBP, BBP, DEHP, DIBP, and 0.01% for cadmium, or qualify for an exemption to these limits as defined in the Annexes of Directive 2011/65/EU (RoHS2). Finished electrical and electronic equipment products will be CE marked as required by Directive 2011/65/EU. Components may not be CE marked. Additionally, the part numbers that TE has identified as EU ELV compliant have a maximum concentration of 0.1% by weight in homogenous materials for lead, hexavalent chromium, and mercury, and 0.01% for cadmium, or qualify for an exemption to these limits as defined in the Annexes of Directive 2000/53/EC (ELV). Regarding the REACH Regulation, the information TE provides on SVHC in articles for this part number is based on the latest European Chemicals Agency (ECHA) 'Guidance on requirements for substances in articles' posted at this URL: <https://echa.europa.eu/guidance-documents/guidance-on-reach>

Compatible Parts



Also in the Series | SL-156



Documents



Product Drawings

SL156 RECPT PTPBR

English

CAD Files

3D PDF

3D

Customer View Model

[ENG_CVM_CVM_641550-1_H.2d_dxf.zip](#)

English

Customer View Model

[ENG_CVM_CVM_641550-1_H.3d_igs.zip](#)

English

Customer View Model

[ENG_CVM_CVM_641550-1_H.3d_stp.zip](#)

English

Customer View Model

[ENG_CVM_641550-1_F.3d_igs.zip](#)

English

Customer View Model

[ENG_CVM_641550-1_F.3d_stp.zip](#)

English

Customer View Model

[ENG_CVM_641550-1_F.2d_dxf.zip](#)

English

3D PDF

English

By downloading the CAD file I accept and agree to the [Terms and Conditions](#) of use.

Datasheets & Catalog Pages

MTA, CST-100 II, SL-156 and AMP Economy Power (EP) Connectors

English

Product Specifications

Application Specification

English

Product Environmental Compliance

TE Material Declaration

English